



## MOSQUITO and VECTOR MANAGEMENT DISTRICT of SANTA BARBARA COUNTY

# DISEASE SURVEILLANCE REPORT

May 2026

### Santa Barbara County Vector-borne Disease Surveillance

The West Nile Virus Dead Bird Hotline received 12 reports of dead birds in the County, and two of them were tested for West Nile Virus (WNV). Both tested negative. Some reported birds were disqualified due to their species, and the rest had been dead too long or could not be picked-up in a timely manner. Mosquito traps will be set out in Santa Ynez where three dead crows were reported.

### Santa Barbara County Trapping

| Location                              | Date      | Number of Mosquitoes | Type of Trap | # of Traps | Mosquitoes per Trap Night | Pools Submitted | WSW* Virus Test Result |
|---------------------------------------|-----------|----------------------|--------------|------------|---------------------------|-----------------|------------------------|
| Andre Clark Bird Refuge               | 5/4-5/6   | 2                    | Gravid       | 3          | 0.3                       | 2               | Negative               |
| Shoreline/More Mesa                   | 5/6-5/7   | 78                   | EVS          | 5          | 15.6                      | 2               | Negative               |
| Sunny Fields Park, Santa Ynez         | 5/11-5/12 | 9<br>395 black flies | EVS          | 6          | 1.5                       | 2               | Negative               |
| College Elementary School, Santa Ynez | 5/11-5/12 | 2                    | EVS          | 3          | 0.7                       | 1               | Negative               |
| Alamo Pintado Creek, Los Olivos       | 5/11-5/12 | 11                   | EVS          | 3          | 3.7                       | 0               | ---                    |
| Lake Los Carneros, Goleta             | 5/13-5/14 | 153                  | EVS          | 6          | 25.5                      | 3               | Negative               |
| Evergreen Park, Goleta                | 5/13-5/14 | 53                   | EVS          | 4          | 13.25                     | 3               | Negative               |
| Bella Vista Park, Goleta              | 5/13-5/14 | 21                   | EVS          | 1          | 21                        | 3               | Negative               |
| MVMD HQ, Summerland                   | 5/21-5/22 | 1                    | Gravid       | 1          | 1                         | 0               | ---                    |
| Carpinteria Creek                     | 5/21-5/22 | 73                   | Gravid       | 2          | 36.5                      | 2               | Negative               |
| UCSB/SBAir bluffs                     | 5/26-5/27 | 1367                 | EVS          | 12         | 113.9                     | 20              | Negative               |
| Manning Park, Montecito               | 5/27-5/29 | 75                   | Gravid       | 1          | 37.5                      | 3               | Pending                |
| Fish ladder, Olive Mill Rd, Montecito | 5/27-5/29 | 41                   | Gravid       | 2          | 10.25                     | 2               | Pending                |
| West Micheltorena St., Santa Barbara  | 5/26-5/29 | 1***                 | BGS2         | 1          | 0.3                       | 0               | --                     |

BGS2=Biogents Sentinel 2; BGP=Biogents Pro; EVS=encephalitis surveillance trap (CO<sup>2</sup>)

\*WSW=West Nile (WNV), St. Louis Encephalitis (SLE), AND Western Equine Encephalitis (WEE)

\*\*Color indicates the virus-transmitting ability of some or all of the mosquito species caught in the traps:

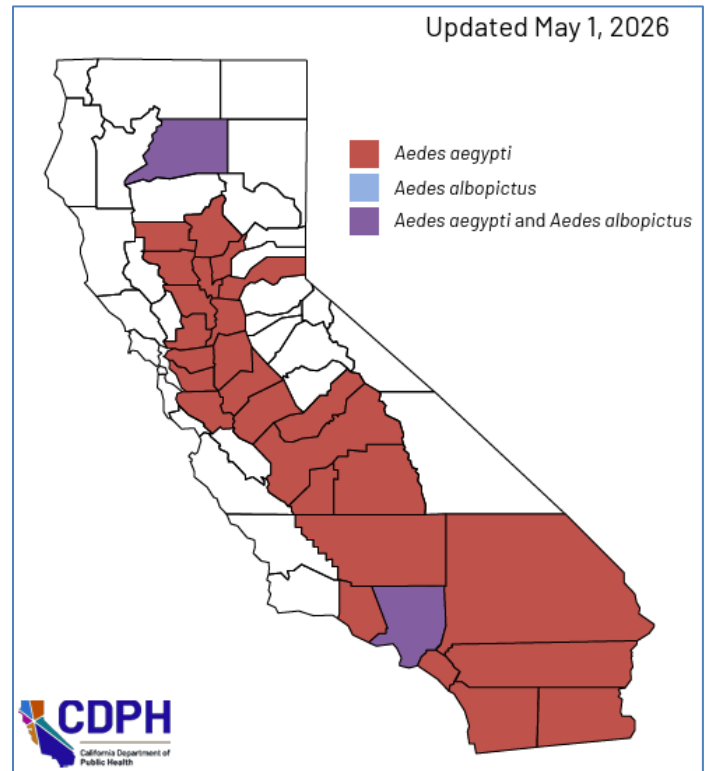
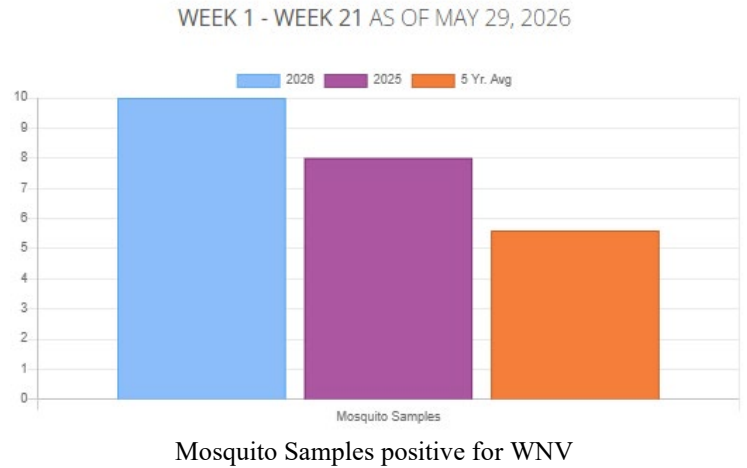
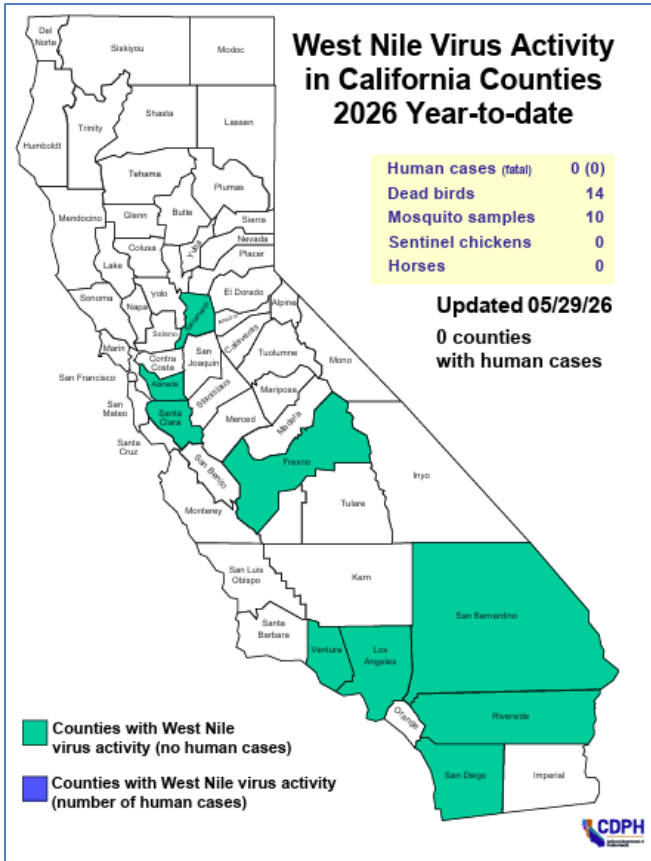
Purple = high (example: *Aedes aegypti*, *Culex tarsalis*); Aqua = moderate; Tan = low.

For specific trap collection data, please email a request to: [info@mvmdistrict.org](mailto:info@mvmdistrict.org).

\*\*\* 1 female *Aedes notoscriptus*

## California Vector-borne Disease Surveillance


So far this year, one dead crow in Ventura, our neighbor to the south, has tested positive for WNV. One Riverside County mosquito sample has tested positive for St. Louis encephalitis virus.



## Update on Invasive *Aedes* Mosquito in California

Invasive *Aedes notoscriptus*, the Australian backyard mosquito, was identified from a residence in Santa Barbara’s Westside neighborhood on March 12. The District has collected a total of 46 female and 7 male *Aedes notoscriptus*. *Aedes aegypti* is found in 28 California counties and *Aedes albopictus* is found in two.

In 2025, the CA Dept. of Public Health reports 6 locally-transmitted cases of dengue virus in California (five of them located in the City of La Puente, Los Angeles County). *Aedes aegypti* mosquitoes, capable of vectoring dengue, Zika, and chikungunya viruses, are common in the Greater Los Angeles area. One mosquito sample collected in Greater L.A. has also tested positive for dengue virus. This is the first official record ever of dengue virus identified from a mosquito collected in California. In 2024, there were 18 locally-transmitted dengue cases. As of May 1, there have been five travel-related human dengue cases, one chikungunya case, and no cases of Zika virus in California this year.



Deer mice are also known as white-footed mice. Drawing courtesy of the CDC, by Dr. Harold George

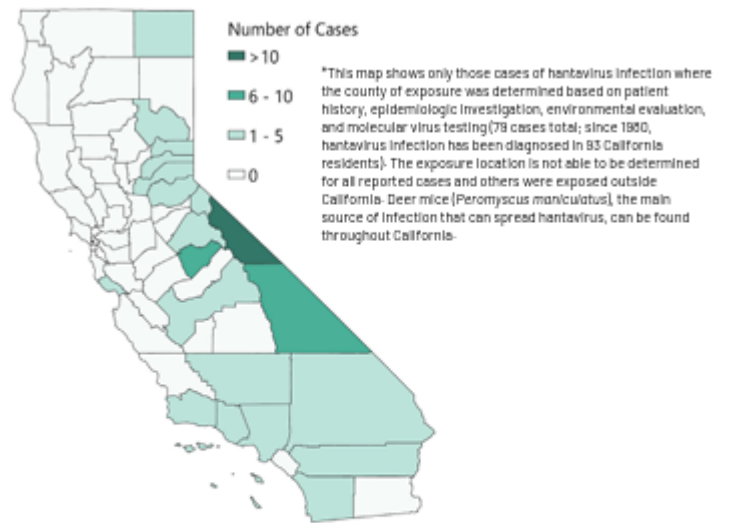


Figure 4.1. Likely county of exposure for reported hantavirus infections, California (1980 – 2024)\*

State of California  
California Department of Public Health

## Hantavirus Sin Nombre Virus

There are about 30 types of hantavirus world (see chart <https://pmc.ncbi.nlm.nih.gov/articles/PMC2880890/>). About 12 of these do not cause human disease, including the Isla Vista strain that was discovered in a vole during routine surveillance. Hantaviruses cause hemorrhagic fever with renal syndrome (HFRS) in the Eastern hemisphere. Hantaviruses from the Western hemisphere cause hantavirus pulmonary syndrome (HPS). HPS is 30% fatal to humans. The incubation period ranges from 1 to 8 weeks, and the early symptoms include fever, headache, body aches, and nausea. The disease can progress to serious problems with heart and lung function. Sin Nombre virus (SNV) is the specific hantavirus that causes HPS in the Western United States.

SNV is transmitted through contact with infected urine, feces, or saliva of wild mice in the genus *Peromyscus*, especially deer mice. Airborne transmission can also occur when infected droppings, saliva, or urine are stirred-up, i.e. when swept or vacuumed in a poorly ventilated space. Other possible routes of transmission are through a rodent bite or contact with a dead rodent. Similar in size to the house mouse, the deer mice are present throughout most of North America. Their fur is brown to gray on top and white underneath. Their large ears do not have fur. They are typically found in wild areas but will enter structures for food, water, or shelter. An infected mouse will look and behave as normal.

For more information:

<https://www.mvmdistrict.org/hantavirus-are-we-at-risk>